

# VINNOA5

## Ultrasound Machine

لأول مرة في العراق **RF technology** التكنولوجيا الأولى عالمياً  
تضمن نقل الإشارات من البروب إلى صورة بشكل كامل وبدون أي ضياع



» **Designed in Italy**  
» **New Generation**

**FDA**  
**APPROVED**



A'DESIGN AWARD  
& COMPETITION

**Design award winner**  
**2012 - 2013**



حاصل على شهادة  
الجودة الأوروبية CE



مكتب المبداء العالمي  
للأجهزة والمستلزمات الطبية والمختبرية

[www.almubdaa.com](http://www.almubdaa.com) [info@almubdaa.com](mailto:info@almubdaa.com)  
[almubdaa.company](https://www.facebook.com/almubdaa.company) 0784550023  
Iraq , Baghdad , Alsaadoon St. Naser square



# VINNO A5

## Innovative RF platform (the first in the world) :-

The revolutionary RF platform, The First in the World, removes the limitations on hardware pre-processing and demodulation of traditional ultrasound platform. This allows all radio frequency signals for computing and processing, which is approximately dozens of times of data size than current traditional ultrasound is using, with the advantage of retaining more information and getting more accurate RF raw data for post processing. It results in much better image quality in resolution and contrast. With advanced features and ergonomic design, **VINNO A5** supports your daily imaging with more comfortable and professional experience.

## Deliver Excellence in Style :-

Advance and special design by the Italian Nicola Butti (chief design officer of Butti stile) which is a winner for design in Scientific Instruments, Medical Devices and Research Equipment Design Category, 2012 - 2013 from A'DESIGN AWARD & COMPETITION.

- » **15 inches** LED high resolution monitor.
- » Modern design, slim and compact.

- » Internal battery stand for 2 hours.
- » **2 active probe ports.**

## Fast connectivity:-



- » **Bluetooth** to transfer data.
- » **WiFi** transmission for easy printing and local connection.
- » **1000GB** internal storage for patient database.

- » **Email** transmission.
- » **2 USB** output.
- » **DVD** writer (Not built-in).
- » **DICOM** system.

## Amazing Simple Workflow:-

With Amazing workflow provide by Vinno you will use Vinno machine easily and more flexible.







# VINNOA5

## Advance Probe Technology :-

Pure Wave Probe Technology delivers better penetration to difficult persons. Xcen Probe Technology represents good performance on superficial tissue imaging.

## Wide range of probes available :-

- » Convex probe.
- » linear probe (8-16 MHz).
- » vaginal probe.
- » 3D/4D probe.

## Standard Application:-

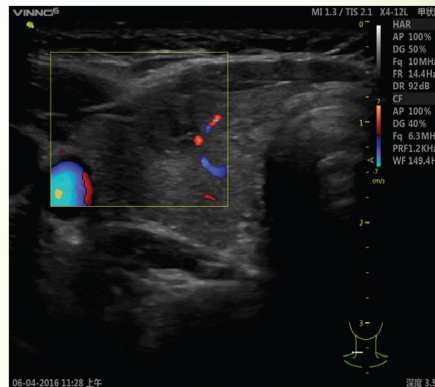
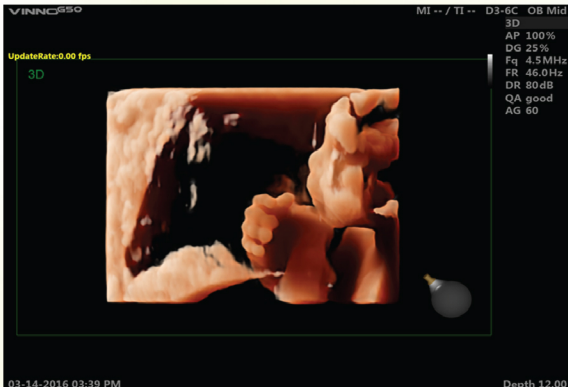
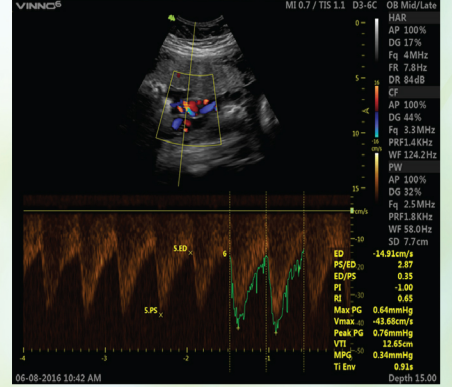
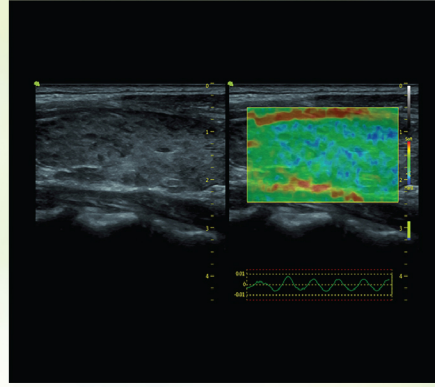
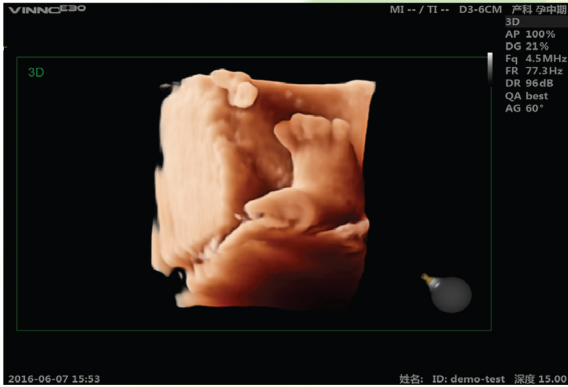
- » B-mode\Tissue harmonic mode.
- » Color Doppler\power Doppler (Directional).
- » Pulse wave & PRF (with auto-trace).
- » 3D/4D package.
- » **Tutorials package.**
- » M mode.
- » **Auto OB measurement** Package (BPD, HC, OFD, AC, FL).
- » **Auto 2D follicles measurement.**
- » **Auto bladder volume measurement.**
- » **V tissue (auto adjust of the ultrasound emission to adapt different tissue)**
- » **CBI** (contrast bubble imaging).
- » V speckle I (speckle reduction).
- » Triplex (2D\Color Doppler\PW).
- » T view (trapezoid view) = Maximum angle.
- » Full screen.
- » Auto-optimization for (image quality, Color Doppler, Pulse wave setting)
- » B mode and Color Doppler simultaneously.
- » Patient database.
- » Network storage and printing (Thermal printer, A4 printer).



# VINNO

VISION IN INNOVATION

## Ultrasound & ECHO Machine



مكتب المبدع العلمي الوكيل الحصري لشركة

VINNO ULTRASOUND

TO CONTACT US

[www.almubdaa.com](http://www.almubdaa.com) [info@almubdaa.com](mailto:info@almubdaa.com)

[almubdaa.company](https://www.facebook.com/almubdaa.company) 07845500023

Iraq , Baghdad , Alsaadoon St. Naser square

المبدع  
مكتب المبدع العلمي  
للأجهزة والمستلزمات الطبية والمضيقية