

VINNOA5

Echo Machine

لأول مرة في العراق **RF technology** التكنولوجيا الأولى عالمياً
تضمن نقل الإشارات من البروب إلى صورة بشكل كامل وبدون أي ضياع



» **Designed in Italy**
» **New Generation**

FDA
APPROVED



A'DESIGN AWARD
& COMPETITION

Design award winner
2012 - 2013



حاصل على شهادة
الجودة الأوروبية CE



مركز المبداء العالمي
للاجهزة والمستلزمات الطبية والمختبرية

www.almubdaa.com info@almubdaa.com
[almubdaa.company](https://www.facebook.com/almubdaa.company) 0784550023
Iraq , Baghdad , Alsaadoon St. Naser square



VINNO A5

Innovative RF platform (the first in the world) :-

The revolutionary RF platform, The First in the World, removes the limitations on hardware pre-processing and demodulation of traditional ultrasound platform. This allows all radio frequency signals for computing and processing, which is approximately dozens of times of data size than current traditional ultrasound is using, with the advantage of retaining more information and getting more accurate RF raw data for post processing. It results in much better image quality in resolution and contrast. With advanced features and ergonomic design, **VINNO A5** supports your daily imaging with more comfortable and professional experience.

Deliver Excellence in Style :-

Advance and special design by the Italian Nicola Butti (chief design officer of Butti stile) which is a winner for design in Scientific Instruments, Medical Devices and Research Equipment Design Category, 2012 - 2013 from A'DESIGN AWARD & COMPETITION.

- » **15 inches** LED high resolution monitor.
- » Modern design, slim and compact.

- » Internal battery stand for 2 hours.
- » **2 active probe ports.**

Fast connectivity:-



- » **Bluetooth** to transfer data.
- » **WiFi** transmission for easy printing and local connection.
- » **1000GB** internal storage for patient database.

- » **Email** transmission.
- » **2 USB** output.
- » **DVD** writer (Not built-in).
- » **DICOM** system.

Amazing Simple Workflow:-

With Amazing workflow provide by Vinno you will use Vinno machine easily and more flexible.





VINNOA5

Advance Probe Technology :-

Pure Wave Probe Technology delivers better penetration to difficult persons. Xcen Probe Technology represents good performance on superficial tissue imaging.

Wide range of probes available :-

- » Phased array probe (Echo Probe) 2.8-5 Mhz.

Standard Application:-

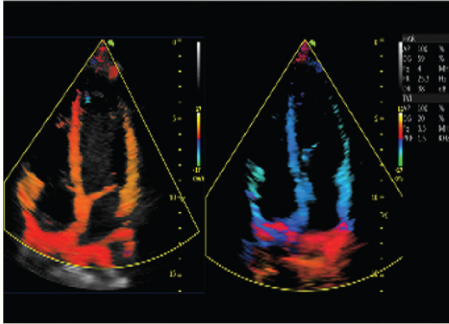
- » B-mode\Tissue harmonic mode.
- » Color Doppler\power Doppler (Directional).
- » Pulse wave & PRF (with auto-trace).
- » Continuous wave (with auto trace).
- » M mode.
- » **Tissue Doppler.**
- » **MAM mode (multi angle motion mode).**
- » V speckle I, V speckle II (speckle reduction).
- » Triplex (2D\Color Doppler\PW).
- » T view (trapezoid view) = Maximum angle.
- » Full screen.
- » Auto-optimization for (image quality, Color Doppler, Pulse wave setting).
- » B mode and Color Doppler simultaneously.
- » Patient database.
- » Network storage and printing (Thermal printer, A4 printer).



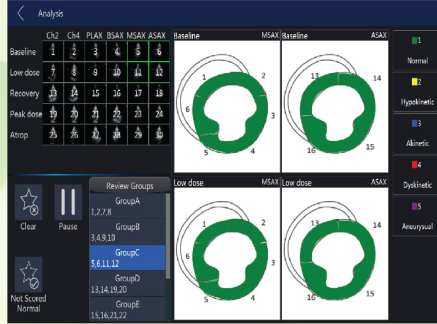
VINNO

VISION IN INNOVATION

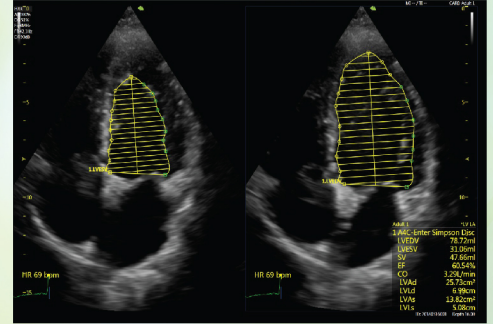
Ultrasound & ECHO Machine



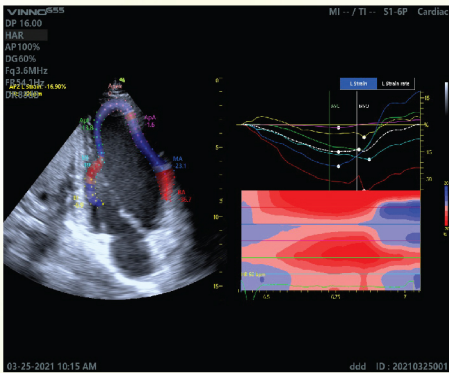
Tissue Velocity Imaging (TVI)



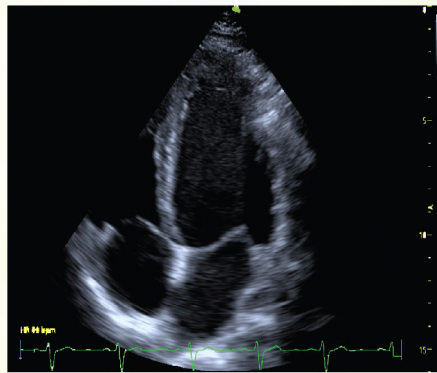
Stress Echo



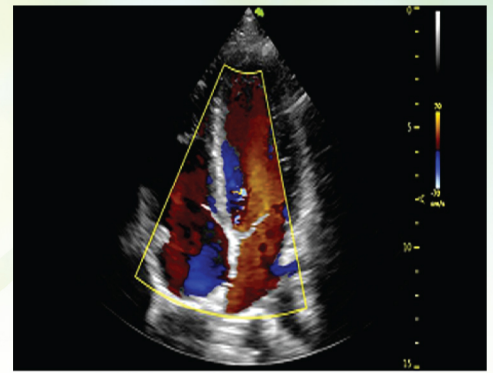
Auto Simpson method measurement (Auto EF)



Strain Echo



High 2D image quality



High Sensitivity Color Doppler

مكتب المبدع العلمي الوكيل الحصري لشركة

VINNO ULTRASOUND

TO CONTACT US

www.almubdaa.com info@almubdaa.com

[almubdaa.company](https://www.facebook.com/almubdaa.company) 07845500023

Iraq , Baghdad , Alsaadoon St. Naser square

المبدع
مكتب المبدع العلمي
للأجهزة والمستلزمات الطبية والمضيقية